



ANNUAL REPORT

For the year 1st April, 2011 to 31st March, 2012

To be presented at the Annual General Meeting
To be held at 7.00pm on Tuesday 26th June, 2012
Newtown Park Stadium

Photographs courtesy Rowan Greig



Office Bearers 2011 -2012

President	Geoff Henry
Chairperson	Todd Stevens
Board Members	Rod Plimmer, Mark Harris, Ian Murray, Nathan Lewer Tricia Sloan
Secretary	Vacant
Treasurer	Stephen Malanchak
Registrar	Andrew Tolley
Verifier	Tomas Bridgeman
Surveyor	Peter Maunder
Solicitor	Vacant
Cross country and road committee	
Chairman	Todd Stevens (Acting)
Secretary	Peter Wrigley
Treasurer	Jennie Hardie
Committee	Tony McKone, Rob Hannan, Steve Tait
Track and Field committee	
Chairman	Rod Plimmer
Secretary	David Lonsdale
Treasurer	Ngaire Drake
Committee	Bernice Dickie, Lee Moran, Louise McDonald, Peter Rendall, Geoff Henry, Richard Thompson, Jim Blair
Juniors committee	
Chairman	Willy Szeto
Secretary	Louise McDonald
Treasurer	Stuart Beresford
Committee	Club representatives

Chairman's Report

It is with pleasure that I report to you for the second time as Chairman of Athletics Wellington. The sport in the Wellington region has had a strong year.

I want to firstly take the opportunity to thank everyone that has freely volunteered their time to make athletics what it is in Wellington. We are a sport that relies on a huge number of hard working people in order to successfully operate – be they officials, coaches, administrators, volunteers. We would not have a sport without everyone's collective efforts. Often the work is 'thankless' but I can assure you that the Board deeply appreciates the time people have dedicated to athletics in Wellington.

I also want to take the opportunity in this report to detail some of what the Board has been up to over the past year, and share with you our thoughts on the focus for the next 12 months.

At last year's AGM I presented the high level strategic plan the board had developed. The Board's plan was based around 3 main objectives:

- Enabling individuals and teams to reach their potential
- The voice of athletics
- A stable future.

The Board has met monthly over the past year. In the first few meetings after last year's AGM we fleshed out the strategic plan, developing specific actions for both the next 12 months and next three years. We also developed a set of measures, against which we would gauge our progress.

In recent times we have focused on executing our plan. Highlights for us have been:

- Appointment of a part time paid Sport Development Officer, with funding secured for 20 hours per week. Mark Harris has been performing the role. His primary focus has been developing our coaching strategy (more coaches, better coaches), plus the delivery of courses mainly to school children.
- A strong financial result. I comment below on our result.
- Recruitment of talented and skilled Board members.
- A productive partnership with Sport Wellington, in particular as a strategic partner for the Round the Bays event. RTB is the largest athletics event in Wellington (with a sell-out field this year of 12,000), and we play a key role. This year's event produced \$9000 of sanctioning income (income which is vital to fund our initiatives including the SDO role) and importantly is a platform for us as a sport to leverage in the future. Sport Wellington does a superb job organising the event, which has been recognised by Athletics NZ by the awarding of next year's NZ half marathon championship to the event.
- Direct engagement (via Nathan Lewer) with a proposed new athletics track at Porirua.

At an operation level there have also been many highlights, some of which are detailed in the subcommittee reports which follow. The Board is very appreciative of the work undertaken by the subcommittees. In order for the Board to operate effectively, and focus on its primary role of strategy and governance, it is vital that the Board is freed from operational detail.

The Board recently met for an afternoon to review our strategy and establish priorities for the year ahead. We reflected on the strategic plan developed last year, and acknowledged that we needed to prioritise our objectives. There are always going to be lots of issues to sort out and projects to progress, but we need to be realistic what we can achieve with our limited time as (enthusiastic!) volunteers.

For the next 12 months you can expect to see the Board focusing on projects which we expect will give a good 'bang for our time' and will position the sport well in the medium term. Initiatives will include:

- Moving the SDO role to a full time position. Key will be securing the necessary funding (and we are in discussions at present with Sport Wellington and Athletics NZ). The role description will likely reflect important areas including coach and officials development, club capability development and links with schools.
- Pathway development including trying the concept of an athlete academy.
- Communications, in particular completing our communications plan and making sure our message is delivered to members and the wider community.
- Club connection. This area is more operationally focused but it is important that the Board and clubs are well connected, so that the Board is receiving quality and timely information on membership, coaches, officials etc. Also, there will obvious benefits in having alignment between club and board initiatives.

Financial

The financial result for Athletics Wellington has been particular strong over the past year. The Board has an objective of increasing cash reserves year on year (to enable investment to be made in the future where required and when required) and increasing the sources of funding.

The financial model used involves each of the three subcommittees largely operating autonomously, with the Board also having separate accounts but maintaining oversight (and a degree of control consistent with good governance) of the subcommittees. All external funding applications are signed off by the Board.

The financial statements show a consolidated profit of \$31,623 and total cash reserves of \$198,000 (up from \$139,000 last year).

The main source of income continues to be the club levies. The Board's policy has been to recharge the Athletics NZ levy (approximately \$70,000) to clubs on largely the same basis as which Athletics NZ calculates the levy (ie on an amount per adult equivalent).

Financial highlights have been:

- Sanction fee income from Round the Bays of nearly \$9000
- CoachForce income from Sport Wellington of \$11,000
- Levy income largely matching the Athletics NZ levy expenditure
- \$20,000 of grant income - \$10,000 from Pub Charity towards the Colgate Interprovincials and \$10,000 from Lion Foundation towards Newtown Park hire costs.
- Sanction fee income from use of the winter electronic timing system which is on track to recover the system's \$30,000 cost over 5 years.

**Athletics Wellington Incorporated
Consolidated Financial Statements**

**Balance Sheet
As at 31 March 2012**


	2012 Board	2012 T&F	2012 Junior	2012 CC&Road	2012 Total	2011 Total
	\$	\$	\$	\$	\$	\$
Funds Brought forward at 1 April	48,802	147,144	50,264	45,988	292,197	284,627
Surplus (deficit)	5,105	5,610	18,053	2,855	31,623	7,570
Funds at 31 March	53,907	152,754	68,317	48,843	323,821	292,197
Represented by:						
Current Assets						
Bank accounts and term deposits	66,984	35,629	68,722	27,360	198,695	138,893
Accounts receivable and prepayments	4,385	3,540	257	2,835	11,017	21,596
GST refund receivable	-	387	-	-	387	6,174
Total current assets	71,369	39,557	68,979	30,196	210,100	166,663
Fixed assets						
	733	114,697	2,299	20,166	137,895	149,847
Total assets	72,102	154,254	71,278	50,362	347,995	316,510
Less						
Current liabilities						
Accounts payable	8,384	1,499	-	399	10,282	23,725
Revenue received in advance	9,695	-	-	-	9,695	-
GST	116	-	2,961	1,119	4,197	588
Total liabilities	18,195	1,499	2,961	1,518	24,174	24,313
Net assets	53,907	152,754	68,317	48,843	323,821	292,197

**Profit and Loss Statement
For the period ended 31 March 2012**


	2012	2011
	\$	\$

Surplus (Deficit) for the 12 months ended 31 March 2012

	Revenue	Expenses	Surplus (deficit)	Surplus (deficit)
Board	91,292	86,187	5,105	6,602
Track and field	44,325	38,715	5,610	(9,780)
Junior committee	51,885	33,832	18,053	(1,063)
Cross country and road	32,640	29,785	2,855	11,811
Total	220,143	188,520	31,623	7,570


.....
Chairperson

Date: 18 June 2012


.....
Treasurer
Date: 18 June 2012

REVIEW OF ACCOUNTS

I have reviewed the financial statements and associated financial records for Athletics Wellington Inc. for the year ended 31 March 2012, which have been prepared by the treasurer. In my view the appropriate financial records have been maintained and the financial statements give a true and fair view of Athletics Wellington's performance for the year ended 31 March 2012 and financial position as at 31 March 2012.

Thomas Bridgeman
20 June 2012

**Athletics Wellington Incorporated
Consolidated Accounts**

For the 12 months ended 31 March 2012

Notes to the accounts

1. Statement of accounting policies

Reporting entity

The name of the entity is Athletics Wellington Incorporated. This entity is an incorporated society. The consolidated financial statements have been prepared in accordance with generally accepted accounting practice in New Zealand and include consolidation of the activities of the;

Board

Track and Field Committee

Junior Committee

Road and Cross Country Committee

Measurement base

The accounting principles recognised as appropriate for the measurement and reporting of profit and loss and financial position are on a historical cost basis and are followed by the entity.

Specific accounting policies

All statements have been prepared on a GST exclusive basis. Depreciation of fixed assets is provided on a straight line and diminishing value basis so as to allocate the cost of assets over their useful lives.

Athletics Wellington qualifies for differential reporting as it is not publicly accountable and based on the size criteria. Athletics Wellington (consolidated) has taken advantage of all available differential reporting exemptions.

Changes to accounting policies

There have been no changes in accounting policies. All policies have been applied on a consistent basis with those used in previous years.

2. Specific Accounting Policies.

Please refer to sub committee accounts for specific accounting policies and notes to the accounts.

**Athletics Wellington Incorporated
Board**

Balance sheet

As at 31 March 2012	Notes	2012 \$	2011 \$
Equity as at 1 April (start of year)		48,802	42,200
Surplus / (Deficit) for the year		5,106	6,602
Equity as at 31 March (end of year)		<u>53,907</u>	<u>48,802</u>

Represented By:

Assets

Current assets

Westpac main account balance		9,777	2
Westpac call account		24,303	7,534
Westpac mountain running account balance		2,056	2,142
Westpac term deposit - mountain running fund		30,848	30,848
Accounts receivable	2	4,097	14,040
Accrued interest		149	162
Prepayments		139	139
GST refunds receivable		-	2,568
		<u>71,369</u>	<u>57,415</u>

Non current assets

Fixed assets	3	733	916
--------------	---	-----	-----

Total Assets		<u>72,102</u>	<u>68,331</u>
---------------------	--	---------------	---------------

Less liabilities

Current liabilities

Accounts payable	4	8,384	9,529
GST payable		116	-
Coachforce - revenue in advance		9,695	-
		<u>18,195</u>	<u>9,529</u>

Total liabilities		<u>18,195</u>	<u>9,529</u>
--------------------------	--	---------------	--------------

Net Assets		<u>\$ 53,907</u>	<u>\$ 48,802</u>
-------------------	--	------------------	------------------

Profit and Loss Statement

For the 12 months ended 31 March 2012

		2012 \$	2011 \$
Income			
Club levies		68,963	73,625
Accounts review fee recovery from Committees		-	2,820
Grants	6	-	5,000
Grants - Sport Wellington Coach Force		11,200	9,167
Donations		-	-
Interest received		2,581	2,358
Athletics Wellington committee contribution to Coach Force		-	6,000
Sport Wellington Round the Bays Levy		8,548	6,969
		<u>91,292</u>	<u>105,939</u>

Expenditure

Athletics New Zealand levy		69,978	73,864
Grants paid ex Mountain running funds		1,500	2,600
Athletics New Zealand travel equalisation		-	678
General		28	-
Printing postage and stationery		300	299
Depreciation	3	183	228
Treasurer expense reimbursement		400	400
Accounts review fee		50	2,100
Interest expense		-	62
Coach Force		13,700	18,187
Bank fees		50	50
		<u>88,187</u>	<u>99,337</u>

Total expenditure		<u>88,187</u>	<u>99,337</u>
--------------------------	--	---------------	---------------

Surplus for this year		<u>5,106</u>	<u>6,602</u>
------------------------------	--	--------------	--------------

Income and expenses are GST exclusive

Stephen Melanofski, Treasurer Athletics Wellington

Date

18-6-12

**Athletics Wellington Incorporated
Board**

For the 12 months ended 31 March 2012

Notes to the accounts

1. Statement of accounting policies

Reporting entity

The name of the entity is the Athletics Wellington Board (Board).
The financial statements of the Board have been prepared in accordance with generally accepted accounting practice in New Zealand.

Measurement base

The accounting principles recognised as appropriate for the measurement and reporting of profit and loss and financial position are on a historical cost basis and are followed by the Board.

Specific accounting policies

All statements have been prepared on a GST exclusive basis. Depreciation of fixed assets is provided on a diminishing value basis so as to allocate the cost of assets over their useful lives.

The Board qualifies for differential reporting as it is not publicly accountable and on the size criteria. The Board has taken advantage of all differential reporting exemptions.

Income Tax

Athletics Wellington Inc is a non profit sporting body that is exempt from paying income tax.

Changes to accounting policies

There have been no changes in accounting policies. All policies have been applied on a consistent basis with those used in previous years.

2. Accounts receivable includes amounts due from Athletics Wellington affiliated clubs for levies due 31 March 2012 and amounts due from Athletics Wellington committees'.

3. Fixed Assets

Traffic safety cones

	2012	2011
Balance 1 April 2011	916	1,145
Less: depreciation@ 20% diminishing value	183	229
Balance 31 March 2012	733	916

AW representative uniforms

Balance 1 April 2011	-	-
Less: depreciation@ 40% diminishing value	-	-
Balance 31 March 2012	-	-

Total book value 31 March 2012	733	1,145
Total depreciation charge 2012	183	784

4. Accounts payable for 2012 relates to financial statement review fees \$2,050 (2011: \$2,050), treasurer incidental costs \$400 (2011: \$400) and levies payable to Athletics New Zealand \$7,079 (2011: \$7,079)

5. List of grants received during the year

	2012	2011
NZ Community Trust	-	5,000
Total grants	-	5,000

The NZCT grant for \$5,000 was received to fund Coach Force.

6. Statement of Commitments

There were no operating or capital lease commitments at balance date (2011: nil).

7. Contingent Liabilities

There were no known contingent liabilities at balance date (2011: nil).

Cross Country and Road Committee Report 2011

Chair (Acting):	Todd Stevens
Secretary:	Peter Wrigley
Treasurer:	Jennie Hardie
Committee:	Rob Hannan, Tony McKone, Steve Tait
Selectors:	Don Dalgliesh, Graham Tattersall
Chief Referee:	Alan Stevens
Chief Timekeeper:	Dave Grattan
Team Managers:	Don Dalgliesh, Emma Brooks

The 2011 winter season was shorter than normal, with all competitive competition finish by early September due to the Rugby World Cup. During July and August it seemed like there was a major race every weekend! Athletes from Wellington again performed very well on the national scene and overall numbers competing in Wellington interclub events were strong, particularly in the children's grade.

Winter highlights included:

- The successful hosting by Athletics Wellington of the 2011 NZ Mountain Running Championships (April), and the NZ Road Championships (August) on the Wellington waterfront. It was fantastic to have the road champs in the heart of Wellington, with the use of Jervous Quay making an excellent 2km racing circuit. The well organised event, high participant numbers and great feedback has resulted in Athletics NZ asking Athletics Wellington to host the 2012 champs as well.
- The successful launch of the electronic chip timing system. A huge thanks to Tony McKone for his perseverance in getting the system up and running.
- Excellent results by Wellington athletes in New Zealand championships.

Athletics Wellington representatives were selected for the North Island Cross Country Champs in Taupo, the NZ Cross Country in Christchurch and the NZ Road in Wellington. A particular focus in 2011 was the selection of teams in each of the grades. The results were very pleasing. Athletics Wellington again won the title of "Top Centre" at the North Island Cross Country Champs in Taupo.

Title winners in the NZ Cross Country and Road were:

- XC: Rees Buck (M35), Greg Mitchell (M45), Tony Price (M55), Stephanie Mackenzie (W35), Gabrielle O'Rourke (W40), Women's team, Masters Women's team, Masters Men's 35 team.
- Road: Susannah Lynch (W16), Michele Allison (W55), Pam Graham (W60), Daniel Nixon (M35), Michael Browne (M80), Robyn McArthur (W50 Walk), Jacqueline Wilson (W65 Walk), Kevin Watson (M50 Walk), Geoff Iremonger (M65 Walk), Women's 19 team, Masters Women's team, Men's 16 team, Masters Men's 35 team, Masters Men's 50 team.

Congratulations also to Wellington Scottish Athletics Club on winning the "Top Club" title at the NZ Road Relay Championships, and for winning the Masters Women's and Masters Men's title.

The 2011 committee consisted of Jennie Hardie, Rob Hannan, Peter Wrigley, Steve Tait and Tony McKone. Many thanks to them all as they have played a vital role in keeping the sport ticking along and making sure our hosting of the two NZ championships went so well.

Todd Stevens
Chair (acting)
Cross Country and Road Subcommittee



Athletics Wellington Incorporated
Road and Cross Country Committee

Balance sheet

As at 31 March 2012	Notes	2012	2011
Equity as at 1 April (start of year)		45,988	34,177
Surplus for the year		2,855	11,811
Equity as at 31 March (end of year)		<u>48,843</u>	<u>45,988</u>
Represented By:			
Assets			
Current assets			
Bank		11,288	4,261
Call account		9,543	80
Term deposit		6,548	10,168
GST receivable		-	3,616
Accounts receivable		2,835	4,546
		<u>30,198</u>	<u>22,670</u>
Non current assets			
Fixed assets	2	<u>20,166</u>	<u>25,908</u>
Total Assets		50,362	48,577
Less liabilities			
Current liabilities			
Sundry creditors		399	2,589
GST payable		1,119	-
		<u>1,518</u>	<u>2,589</u>
Total current liabilities		1,518	2,589
Net Assets		\$ 48,843	\$ 45,988

Profit and Loss Statement

For the year ended 31 March 2012

		2012 12 months	2011 12 months
Income			
Sanction fees		11,813	10,238
Medals		745	728
Grants	3	-	14,548
Timing system		7,991	-
NZ Mountain running championships		5,187	-
NZ Road running championship		6,023	-
Rental income - caravan		157	238
Uniforms		70	36
Other income		174	1,062
Bank interest		500	715
		<u>32,640</u>	<u>27,565</u>
Expenditure			
Subsidies / entry fees		4,830	3,945
Medals		939	1,273
Managers expenses		4,089	2,916
General expenses		119	704
Accounts review fee		-	940
Training		-	443
Athletics Wellington - Coach Force		-	2,000
Uniforms		487	554
NZ Mountain running championships		4,043	-
NZ Road running championship		5,186	-
Timing system		4,372	-
Depreciation	2	5,741	2,979
		<u>29,785</u>	<u>15,755</u>
Total expenditure		29,785	15,755
Surplus for the year		2,855	11,811

Income and expenses are GST exclusive

Jennie Hargreaves, Treasurer Cross Country and Road Committee

Date:

18-6-12

**Athletics Wellington Incorporated
Road and Cross Country Committee**

For the 12 months ended 31 March 2012

Notes to the Accounts

1. Statement of Accounting policies

Reporting entity

The name of the entity is the Road and Cross Country Committee, Athletics Wellington. The financial statements of the Road and Cross Country Committee have been prepared in accordance with generally accepted accounting practice in New Zealand.

Measurement base

The accounting principles recognised as appropriate for the measurement and reporting of profit and loss and financial position are on a historical cost basis and are followed by the committee.

Specific accounting policies

All statements have been prepared on a GST exclusive basis. Depreciation of fixed assets is provided on a diminishing value basis so as to allocate the cost of assets over their useful lives.

The Committee qualifies for differential reporting as it is not publicly accountable and on the size criteria. The Committee has taken advantage of all differential reporting exemptions.

Income Tax

Athletics Wellington Inc is a non profit sporting body that is exempt from paying income tax.

Changes to accounting policies

There have been no changes in accounting policies. All policies have been applied on a consistent basis with those used in previous years.

2. Fixed Assets Register and depreciation schedule

Asset	Purchase Date	Cost	Additions	Life (Yrs)	%	Value 2011	Depreciation	Value 2012
Start / finish flags	1/04/2006	2,234	-	5	20.00%	725	145	580
Times 7 Chip timing system	1/10/2010	27,980	-	5	20.00%	25,182	5,596	19,586
			30,214	-		25,907	5,741	20,166

3. List of grants received during the year

	2012	2011
Pelorus Trust	-	8,000
NZ Community Trust	-	6,548
Total grants	-	14,548

The Pelorus Trust grant of \$8,000 and NZCT grant for \$6,548 were received to fund purchase of the electronic chip timing system.

4. Statement of Commitments

There were no operating or capital lease commitments at balance date (2011: nil).

5. Contingent Liabilities

There were no known contingent liabilities at balance date (2011: nil).

Junior Committee Report 2011/2012 season

Chair: Willy Szeto
Secretary: Louise McDonald
Treasurer: Stuart Beresford

The 2011/12 season was a huge string of "Firsts" for the Athletics Wellington Junior Committee (AWJC).

Although I have been on the AWJC for the past 13 years, this was my first as Convenor as Vaughan Oates finally managed to retire himself from the Convenor/Chair role after threatening to do it for the past 3 years but kindly waiting for a replacement to come forward. He has been a great Convenor for children's athletics and I wish him well in whatever he decides to do with all this extra time he must now have on his hands.

For those not familiar with the Junior Committee's role and function, we are a committee made up of up to 2 representatives from each club in the Wellington Region that has children aged 15yrs and under within their membership. A handful of these clubs cater solely for this age group, while other clubs have junior through to Masters members with summer and winter offerings.

In total there were 14 clubs who participated through the junior committee in 2011/12 representing 1,313 athletes in the 7-15yr age group. There are somewhere in the vicinity of a further 200-250 athletes aged 6yrs which clubs also cater for within their own programmes, but the junior committee provides a seasonal programme of competition specifically for the 7yrs – 15yrs age group.

The highlight of the season for me has to be winning the Inter-Provincial Teams Event for the 12/13 year old group which is held every Easter Weekend, with the 2012 competition being held at Mt Smart Stadium, Auckland. This win was the first time ever in my time associated with Wellington Children's Athletics! We've come second on a number of occasions but have never achieved a win.

The team of 44 athletes (11 boys and 11 girls in each of the 12 and 13yr old age grades) are selected based on performance results at interclub competitions and regional school/college events throughout the season and a place on the team is a coveted prize. A huge thank you to the selectors, managers and coaches involved and also to the athletes themselves who all put in the hard yards beforehand and made it all count on the weekend.



Members of the 2012 Wellington 12/13 Interprovincial Team, and overall competition winners



Mafutaga Tau and Jess Kerr, Wellington Team Captain's with the New Zealand Children's Athletics Association 12/13 Interprovincial Competition Trophy

This was the first season that the AWJC decided to drop Meet Manager and switch to the SportsScore software for our 6 Interclubs and the AWJC Champs.

A huge learning curve was involved for Louise McDonald, Stuart Beresford, Gary Weston-Webb and myself who undertook to set up the meetings in the new software, input the athletes into a central AWJC database, and enter results/obtain results for publishing on the Athletics Wellington website.

Another first was that since the new AWJC Champs program of events was set up about 4 years ago and refined each season - we actually finished at the scheduled time on both days! So, I promise not to tinker with the program any further - apart from extending the distances for the Walks events to match the Colgate events. The ability to get the Finish Times straight from the camera to the Results sheets via SportsScore played a big part in this and made a huge difference to the amount of time and effort it used to take sorting out the track Finalists at the AWJC Champs.

I would like to offer my thanks to the following:

- My AWJC committee members who came along to the monthly meetings and put in their time and thoughts to help keep our children enthused about Athletics. We would like to see more of the clubs attending regularly and we will explore audio conferencing to allow those out-of-towners the ability to participate in those meetings.
- The large number of club volunteers who helped to run the interclub events, Medal Day and Ribbon Day events which our junior athletes enjoy attending so much.
- The officials (especially those who no longer have children of their own competing at this level) who came to help ensure every athlete had the same chance to compete to the best of their ability at our AWJC Champs.
- I especially want to thank Lynne Plimmer for her help with getting things organised behind the scenes for the AWJC Champs, Tony McKone for the loan of one of the Cross Country & Road laptops with Sportscore over the summer (and his expertise with the system), our Treasurer Stuart Beresford, Geoff Henry for his tireless dedication to children's Athletics in Wellington, and to our AWJC Secretary - the ever dependable Louise Evans McDonald - for all her fantastic work and countless hours helping me keep children's athletics alive and enjoyable for children in Wellington.
- I would like to mention a big thanks to the Pub Charity who gave us a generous donation of \$10,000 towards the Travel and Accommodation costs for sending the 12/13 InterProvincial team to Auckland. Without their generous support we would not have been able to send a full team to the competition meet.

Louise McDonald and I will be representing the region at the New Zealand Children's Athletics Association AGM to be held in August, and look forward to sharing and learning from other regions more innovative ways to ensure increased participation in Athletics.

Willy Szeto
Convenor

**Athletics Wellington Incorporated
Junior Committee**

Balance sheet

As at 31 March 2012	Notes	2012	2011
Equity as at 1 April (start of year)		50,264	51,326
(Deficit) for the year		18,053	(1,063)
Equity as at 31 March (end of year)		<u>68,317</u>	<u>50,264</u>

Represented By:

Assets

Current Assets

National bank - main account		38,911	18,188
National Bank - online account		435	-
National bank - Colgates		2,435	2,412
National bank term deposit 4.0% matures 7 August 2012		28,940	27,809
Accrued interest		257	380
		<u>68,979</u>	<u>48,766</u>

Non Current Assets

Equipment		2,299	2,906
Fixed assets	2	<u>2,299</u>	<u>2,906</u>
Total Assets		<u>71,278</u>	<u>51,672</u>

Less liabilities:

Current liabilities

Sundry creditors		-	940
GST Payable		2,961	468
		<u>2,961</u>	<u>1,408</u>
Total liabilities		<u>2,961</u>	<u>1,408</u>
Net assets		<u>68,317</u>	<u>50,264</u>

Profit and Loss Statement

For the 12 months ended 31 March 2012

	2012	2011
Income		
Club registrations	12,713	10,456
Interprovincial fees	23,400	3,319
Grants	10,000	5,000
Interest	1,547	1,016
Equipment hire	1,370	356
Wellington championships	2,866	1,797
Total income	<u>51,866</u>	<u>21,943</u>
Expenditure		
Wellington championships	4,295	4,388
Grade patches	249	2,389
NZCCA affiliation and AGM fees	275	76
Miscellaneous	2,634	2,318
Depreciation	607	832
Accounts review fee	-	840
Colgate interprovincials	25,773	12,081
Total expenditure	<u>33,832</u>	<u>23,008</u>
(Deficit) for the year	<u>18,053</u>	<u>(1,063)</u>

Income and expenses are GST exclusive
Stuart Bensford, Treasurer, Junior Committee

Date: 18-6-12

**Athletics Wellington Incorporated
Junior Committee**

For the 12 months ended 31 March 2012

Notes to the Accounts

1. Statement of Accounting policies

Reporting entity

The name of the entity is the Junior Committee, Athletics Wellington.
The financial statements of the Junior Committee have been prepared in accordance with generally accepted accounting practice in New Zealand.

Measurement base

The accounting principles recognised as appropriate for the measurement and reporting of profit and loss and financial position are on a historical cost basis and are followed by the committee.

Specific accounting policies

All statements have been prepared on a GST exclusive basis. Depreciation of fixed assets is provided on a diminishing value basis so as to allocate the cost of assets over their useful lives.

The Committee qualifies for differential reporting as it is not publicly accountable and on the size criteria. The Committee has taken advantage of all differential reporting exemptions.

Income Tax

Athletics Wellington Inc is a non profit sporting body that is exempt from paying income tax.

Changes to accounting policies

There have been no changes in accounting policies. All policies have been applied on a consistent basis with those used in previous years.

2. Fixed Assets Register and depreciation schedule

Asset	Cost	Additions Life (Years)	%	Value 2011	Depreciation	Accm Depn	Value 2012	
Hard equipment	5,501		10	12.5	710	89	4,880	621
Singlets	887		3	40.0	29	12	880	17
Walkie talkies	1,067		20	12.5	429	58	694	373
Tent	2,667		5	24.0	473	114	2,308	359
Laptop	1,807		4	30.0	180	54	1,481	126
Batteries	747		3	40.0	33	13	727	20
Printer	371		5	24.0	71	17	317	54
Tracksuits	6,140		3	40.0	277	111	5,974	166
Singlets	1,949		3	40.0	88	35	1,898	53
Discus/shots	311		10	12.5	134	17	194	117
Discus/shots	428		10	12.5	250	31	209	219
Colour printer	626		4	25.0	232	58	452	174
	22,311	-			2,906	607	20,012	2,299

3. List of grants received during the year

	2012	2011
Pelorus Trust	-	5,000
Pub Charity	10,000	-
Total grants	10,000	5,000

The Pub Charity grant of \$10,000 was received to fund transport and accommodation costs for the Wellington team to attend the 2012 Colgate Interprovincial championship.

4. Statement of Commitments

There were no operating or capital lease commitments at balance date (2011: nil).

5. Contingent Liabilities

There were no known contingent liabilities at balance date (2011: nil).

Track & Field Committee Report 2011/2012 season

Chair: Rod Plimmer
Secretary: David Lonsdale
Treasurer: Ngaire Drake
Committee: Geoff Henry, Richard Thomson, Jim Blair, Peter Rendall, Bernice Dickie, Louise McDonald and Lee Moran

Despite a late start to the season due to the Rugby World Cup we were still able to offer a full and well run programme to our athletes.

The season highlight was undoubtedly the NZ Secondary School Championships in December. The weekend brought very warm and still weather conditions (for Wellington), a well organised and well run event that was talked about wherever I went around the country afterwards. Athletes took advantage of the conditions and a number of records were broken. Credit must go to the organising committee for this event and I would like to make particular mention of the work Ngaire Drake did in the lead up to this event. Ngaire has also served as Treasurer of the Track and Field committee for over 20 years and she deserves the gratitude of the sport for such dedication.

The Capital Classic was run in January and formed part of the series of "Classic" events around the country. The meeting was well attended by top ranking athletes who were able to compete in preparation for numerous events and receive strong competition. It achieved the first "sub-4 minute" mile seen in Wellington for many years!

The Centre owes much to Tony Rogers who was the meeting director for this event and has been for a number of years. Tony takes time out from his many other roles to coordinate this meeting for the Centre and its continued success with the calibre of athletes attending is a credit to him.

Of course you cannot run any event without officials, and in Wellington we have officials who are second to none in the country. They focus on the athlete and often go out of their way to provide additional events and cater for every athlete. Jim McIlroy, the Chief Officials Coordinator has done a sterling job in leading our officials with much dedication, encouraging recruitment and education with a number of courses. As a result, our officials are sought after for events around the country.

I would also like to make special note of Peter Baillie for his time and commitment to the photo finish system with his team of Ed Hutchison and John Gallagher. I'd also acknowledge the "behind the scenes" work of Peter Rendall in his role as gear manager and Louise McDonald for publishing the results. On many Saturday's the results were on the website before I got home from the track.

Respect for our officials is paramount. Without the officials we are not able to compete and run our many events. It seems we live in a society where other sporting codes have regular occurrences of abuse aimed at officials. It should be noted that this will not be tolerated in any form in our sport.

A team of over 60 athletes attended the national Track and Field Champs at Waitakere in March, selected by experienced coaches Tony Rogers and Richard Thomson. The team was ably led by managers Bernice Dickie and Maurice Piper. The medal tally was 6 gold, 15 silver and 8 bronze, a total of 29 points and 5th place overall. This in a season when we have lost many senior athletes through retirement or relocation is a creditable effort. Special mention must be made of Phil Jensen who won the hammer throw title for the 18th time – a fantastic achievement.

Looking forward to the coming season we are unfortunately going to be without our home track at Newtown for the first half of the season as it is resurfaced. The committee is looking at a number of options for when the track is unavailable and we will publish these shortly. We are fortunate to have another all weather track in the region at Masterton, congratulations to Mark Harris and the team in the Wairarapa who have worked tirelessly to achieve this.

I note that two new all weather tracks are proposed, one at Silverstream and the other at Porirua. We are in full support of both of these initiatives. An all weather track is part of the cost of being in the sport in the same way that other codes are introducing artificial turfs for rugby, hockey and football. Likewise netball seeks to move indoors with facilities such as the brand new stadium at Kilbirnie. We cannot sit idly by and let other codes have the jump on us with regards to where councils and funding groups place their money. Athletics is a fundamental sport and other codes always target our best athletes who may not have achieved their best without their time in our sport. Individually and as a community we need to be active with our councils in making our voice heard and ensuring we get our share of the funding so we can continue to move forward in our sport and provide the facilities our athletes need.


I would like to thank the Track and Field committee who have given up their time to ensure the smooth running of our sport and their commitment to the committee as well as the many other roles they do: Geoff Henry, David Lonsdale, Ngaire Drake, Richard Thomson, Jim Blair, Peter Rendall, Bernice Dickie, Louise McDonald and Lee Moran.

This season we can look forward to a new surface at Newtown after Christmas, the Capital Classic, NZ Masters Champs and the North Island Secondary Schools Champs in our region.

I would like to make special mention of someone who is an inspiration to us all with his many achievements in the sport (too many to mention here) as an administrator, coach, official and an athlete. Jim Blair was recently recognised for his contribution to the sport being made a Member of the NZ Order of Merit - congratulations Jim and well deserved.

Finally I wish Nick Willis all the best for the upcoming Olympics.

Rod Plimmer
Chair, Track and Field Committee



**Athletics Wellington Incorporated
Track and Field Committee**

Balance sheet As at 31 March 2012	Notes	2012	2011
Equity as at 1 April (start of year)		147,144	154,924
(Deficit) / Surplus for the year		8,610	(9,780)
Equity as at 31 March (end of year)		<u>152,754</u>	<u>147,144</u>

**Represented By:
Assets**

Current Assets			
Westpac main account balance		1,526	9,121
Westpac call account		34,104	26,331
Accounts receivable		3,540	2,380
GST receivable		387	-
		<u>39,557</u>	<u>37,812</u>
Non Current Assets			
Equipment and gear shed		76,769	78,006
Finish Lynx system and computer equipment		31,373	34,859
Cups and shields		262	262
Hurdles		<u>6,293</u>	<u>6,985</u>
Fixed assets	2	114,697	120,120
Total Assets		<u>154,254</u>	<u>167,931</u>
Less liabilities			
Current liabilities			
Accounts payable		1,499	10,667
GST payable		-	119
		<u>1,499</u>	<u>10,787</u>
Total liabilities		<u>1,499</u>	<u>10,787</u>
Net assets		<u>152,754</u>	<u>147,144</u>

**Profit and Loss Statement
For the 12 months ended 31 March 2012**

		2012	2011
Income			
Bank interest		791	727
Equipment hire		12,441	7,882
Club levy		7,174	6,937
NZ Secondary Schools 2011 Champs		7,882	-
Wellington champs		636	1,330
League		341	465
Nationals		3,697	5,231
Classic		1,123	1,247
Grants	3	10,000	7,450
Other income		341	1,404
Total Income		<u>44,325</u>	<u>33,026</u>
Expenditure			
Photocopying, printing, postage, power		1,160	610
NZ Secondary Schools 2011 Champs		3,882	-
Athletics Wellington - Coach Force		-	2,000
Depreciation	2	12,715	13,316
Equipment hire and maintenance		6,917	6,127
Insurance		1,324	1,046
Catering		104	783
Uniforms		213	172
Nationals		4,614	9,907
Wellington champs		30	17
Newtown park hire		8,730	7,488
Accounts review fee		-	940
Bank fee		6	65
Total expenditure		<u>38,715</u>	<u>42,609</u>
Surplus / (Deficit) for the year		<u>8,610</u>	<u>(9,780)</u>

Income and expenses are GST exclusive
Ngara Drake, Treasurer, Track and Field Committee

Date: 18-6-12

**Athletics Wellington Incorporated
Track and Field Committee**

For the 12 months ended 31 March 2012

Note to the Accounts

1. Statement of Accounting policies

Reporting entity

The name of the entity is the Track & Field Committee, Athletics Wellington. The financial statements of the Track & Field Committee have been prepared in accordance with generally accepted accounting practice in New Zealand.

Measurement base

The accounting principles recognised as appropriate for the measurement and reporting of profit and loss and financial position are on a historical cost basis and are followed by the committee.

Specific accounting policies

All statements have been prepared on a GST exclusive basis. The Committee's fixed assets are depreciated at a rate of 10% diminishing value per annum. There is no depreciation for the cups and shields. The Committee qualifies for differential reporting as it is not publicly accountable and on the size criteria. The Committee has taken advantage of all differential reporting exemptions.

Income Tax

Athletics Wellington inc is a non profit sporting body that is exempt from paying income tax.

Changes to accounting policies

There have been no changes in accounting policies. All policies have been applied on a consistent basis with those used in previous years.

2. Equipment and gear shed	2012	2011
Balance 1 April 2011	78,008	85,873
Purchases	<u>7,293</u>	<u>800</u>
	85,298	86,673
Less: depreciation @ 10% DV	8,630	8,667
Balance 31 March 2012	<u>76,668</u>	<u>78,006</u>
Finish Lynx finishing system and computer equipment	2012	2011
Balance 1 April 2011	34,859	38,732
Purchases	-	-
	<u>34,859</u>	<u>38,732</u>
Less: depreciation @ 10% DV	3,486	3,873
Balance 31 March 2012	<u>31,373</u>	<u>34,859</u>
Hurdles	2,012	2,011
Balance 1 April 2011	6,993	7,770
Purchases	-	-
	<u>6,993</u>	<u>7,770</u>
Less: depreciation @ 10% DV	699	777
Balance 31 March 2012	<u>6,293</u>	<u>6,993</u>
Cups and Shields		
Balance 31 March 2012	<u>262</u>	<u>262</u>
Total depreciation	12,715	13,318
Total book value at 31 March 2012	114,697	120,120
There is no depreciation on the cups and shields		
3. List of grants received during the year	2012	2011
Lion Foundation	10,000	7,450
Total grants and donations	<u>10,000</u>	<u>7,450</u>

The 2011 and 2012 grant was used as follows;
Lion Foundation Newtown Park hire costs

4. Statement of Commitments

There were no operating or capital lease commitments at balance date (2011: nil).

5. Contingent Liabilities

There were no known contingent liabilities at balance date (2011: nil).



LIFE MEMBERS

Bob Spence QSM

Clive Chandler

Bob Swain

John Riseborough

Peter Tearle

Dave Malcolm

Ray Wallis

Geoff Henry

Peter Jack

Alan Stevens MNZM

Jim Blair MNZM

Colin MacLachlan

Peter Maunder

Sylvia Maunder

Don Brown

Bruce Perry